

Dual

Information on the pick-up cartridge in your automatic turntable



SHURE M 75 Type D

This unit is equipped with the Shure M 75 Type D hi-fi stereo magnetic pick-up cartridge. The standard 0.6 mil diamond stylus permits tracking of stereo-and LP records. For 78 RPM records a replacement stylus assembly Dual DN 321 is available as an optional accessory.

Technical data

Stylus:

DN 325 (SHURE N 71 M-B)
0.6 ± 0.1 mil spherical
diamond stylus for micro-groove and stereo records
Color coding: beige

Recommended stylus pressure:

Frequency range:
Output:
Output difference between channels:
Isolation between channels:
Compliance:

2.5 g (2 - 3 g)
20 c.p.s. to 20 k.c.p.s.
≥ 0.8 mV/1 cm/sec per channel at 1 k.c.p.s.
Maximum 2 dB at 1 k.c.p.s.
Minimum 20 dB at 1 k.c.p.s.
Horizontal 20 x 10.6 cm/dyn
Vertical 20 x 10.6 cm/dyn
At 2.5 g stylus pressure, 8 cm/sec velocity, < 1 %
5.5 p
47 kOhm
5.5 kOhm at 1 k.c.p.s.
1.2 kOhm
850 mH

End resistance:
Impedance:
Ohmic resistance:
Inductance:

Special accessory:

DN 321 (SHURE N 75 - 3)
Color coding: green
2.5 mil diamond stylus for 78 rpm-records
Tracking pressure: 3 p

Frequency response, Stereo and crosstalk damping, measured with equalizer pre-amplifier Dual TVV 47
Test record: DIN 41 541 (recording curve 3180 - 318 - 75 μs)
Tracking pressure 2.5 g, record player: Dual 1229




Fig. 1




Fig. 2

The snap-on mounting of this Dual pick-up cartridge on the cartridge holder eliminates fitment with screws, spacing rollers and nuts. The snap-on mounting secures correct geometrical alignment of the stylus tip.

Removal of pick-up cartridge

Remove complete pick-up head from the tone-arm and remove slip-on connectors from contact prongs of cartridge. Hold the mounting plate with one hand and pull down cartridge. The snap-on mounting of the cartridge on the cartridge plate is shown in Fig. 3.

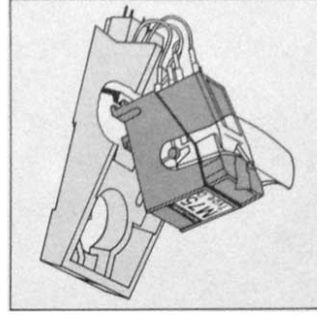


Fig. 3

Changing the stylus

The stylus is subject to natural wear as a result of playback. We recommend therefore checking the diamond stylus of this pick-up cartridge after approximately 300 playing hours. Your specialist dealer will be pleased to do this for you free of charge. Worn or damaged (splintered) styli will chisel the modulation out of the grooves and destroy your records.

For replacement only use the original stylus type stated above. Imitation styli will cause perceptible loss in quality and increased record wear.

Please notice that the needle carrier with a diamond stylus, due to size, is very sensitive to shocks, vibrations or sudden impacts. In order to have your stylus changed take the complete cartridge (with stylus) and have it done by your nearest authorized dealer.

Figure 4 shows the stylus assembly. To change the needle, raise the needle protector and remove in the direction as shown.

Pick-up cartridges with 1/2" standard fitting dimensions can be fitted on the cartridge holder with conventional screws, spacing rollers and nuts.




Fig. 4